

ZBS 桥楼航行值班报警系统 Bridge Navigational Watch Alarm System (BNWAS)

概述

Overview

ZBS型桥楼航行值班报警系统(BNWAS)用于监测桥楼人员活动, 预防因操作者失去工作能力而引发事故。该系统监测值班驾驶员(OOW)的工作状态, 当OOW失去履行其职责的能力时, 将自动向船长或其他有能力的OOW报警。该系统首先是向OOW提出警告, 如果没有得到应答, 则将向船长或另一位有能力的OOW报警。此外,BNWAS还具有OOW即时求助的呼叫功能。

ZBS Bridge Navigational Watch Alarm System (BNWAS) is designed to monitor personnel activities at the bridge and prevent accidents caused by operator incapacity. The system monitors the awareness of officers on watch (OOW); if the OOWs lose the ability to perform their duties due to any reason, the system will automatically send alarm to the captain or other capable OOW members. The system firstly warns the OOW, and if there is no reply, it will alarm to the captain or another capable OOW member. In addition, the BNWAS may also be provided with the calling functions for OOW's immediate help.



产品特点

Product features

- 控制面板采用LED指示、按键操作, 外形美观, 指示清晰, 便于操作与维护;
The control panel is provided with LED display and key operation, with nice appearance, clear indication, and easy to operate and maintain;
- 控制面板具有本地调光功能, 同时具有远程统一调光的CAN接口;
The panel has a local dimming function, with a remote CAN interface for unified dimming;
- 采用主备电双路供电, 自动切换, 保证系统稳定持续工作, 并且具有主电失电报警功能;
With main and standby two power supplies which switch automatically to ensure the steady and continuous working of the system, also with main power failure alarm function;
- 具有工作模式设置功能、3级报警功能、复位功能、紧急呼叫功能。
With mode setting function, 3-level alarm function, reset function and emergency call function.

▶ 产品组成

Product composition

- 主控单元
Main control unit
- 接口控制箱
Interface control box
- 复位单元
Reset unit
- 报警复位单元(0/1级报警复位单元)
Alarm reset unit (level 0/1 alarm reset unit)
- 报警单元(0/1级报警单元)
Alarm unit (level 0/1 alarm unit)
- 后备值班报警单元 (2级报警单元)
Backup watch alarm unit (Level 2 alarm unit)
- 声光报警单元 (3级报警单元)
Sound and light alarm unit(level 3 alarm unit)
- 人体运动复位单元
Human motion reset unit
- 报警电笛 (3级报警)
Alarm siren (level 3 alarm)

▶ 技术指标

Technical index

- 工作电源:
单相AC220V±10%, 50/60Hz, DC24V±20%
Working power:
Single-phase AC220V ±10%, 50/60Hz; DC24V ±20%
- 输入信号: 自动启动信号(无源常开 二路)
Input signal: Automatic startup signal (passive normally open input 2-way)
- 输出信号: 故障报警 (无源常开/常闭可选 一路)
延伸报警 (无源常开/常闭可选 一路)
Output signal:
Fault alarm(Passive normally open or normally closed for option 1-way)
Extended alarm(Passive normally open or normally closed for option 1-way)
- 通信接口: 1路CAN、1路RS485
(符合IEC61162标准)
Communication interface: 1-way CAN and 1-way RS485 (in compliance with IEC61162)
- 环境温度: -10°C~55°C
Working temperature: -10°C~55°C
- 安装方式:
Installation:
1.主控单元 嵌入式/壁挂式
Main control unit Flush-type / Wall-mounted
- 2.复位单元 嵌入式/壁挂式
Reset unit Flush-type / Wall-mounted
- 3.报警复位单元(0/1级报警复位单元) 嵌入式/壁挂式
Alarm reset unit (level 0/1 alarm reset unit) Flush-type / Wall-mounted
- 4.报警单元(0/1级报警单元) 嵌入式/壁挂式
Alarm unit (level 0/1 alarm unit) Flush-type / Wall-mounted
- 5.后备值班报警单元 (2级报警单元) 嵌入式/壁挂式
Backup watch alarm unit (Level 2 alarm unit) Flush-type / Wall-mounted
- 6.声光报警单元 (3级报警单元) 嵌入式/壁挂式
Sound and light alarm unit (level 3 alarm unit) Flush-type / Wall-mounted
- 7.人体运动复位单元 壁挂式
Human motion reset unit Wall-mounted
- 8.接口控制箱 壁挂式
Interface control box Wall-mounted

■ 防护等级:

Protection grade:

1.主控单元 Main control unit	IP23
2.复位单元 Reset unit	IP23/IP56
3.报警复位单元(0/1级报警复位单元) Alarm reset unit (level 0/1 alarm reset unit)	IP23
4.报警单元(0/1级报警单元) Alarm unit (level 0/1 alarm unit)	IP23

5.后备值班报警单元 (2级报警单元) Backup watch alarm unit (Level 2 alarm unit)	IP23
6.声光报警单元 (3级报警单元) Sound and light alarm unit (level 3 alarm unit)	IP23
7.人体运动复位单元 Human motion reset unit	IP23
8.接口控制箱 Interface control box	IP23/ IP44

■ 产品标准尺寸见下表:

Product standard sizes are shown in the following table:

设备名称 Equipment name	外形尺寸mm Outline dimensions (mm)			安装尺寸mm Installation dimensions (mm)		备注 Remarks
	宽 W	高 H	深 D	宽 W	高 H	
主控单元 Main control unit	192	192	50	167	167	Fig.1
复位单元 Reset unit	120	120	65	106	106	Fig2.1
报警复位单元(0/1级报警复位单元) Alarm reset unit (level 0/1 alarm reset unit)	80	80	60	100	54	Fig2.2
报警单元(0/1级报警单元) Alarm unit (level 0/1 alarm unit)	120	120	40	106	106	Fig.3
报警单元(0/1级报警单元) Alarm unit (level 0/1 alarm unit)	120	120	40	106	106	Fig.4
后备值班报警单元(2级报警) Backup watch alarm unit (Level 2 alarm unit)	120	120	40	106	106	Fig.5
声光报警单元(3级报警) Sound and light alarm unit (level 3 alarm)	120	120	65	106	106	Fig.6
接口控制箱 Interface control box	500	400	210	442	432	Fig.7
人体运动复位单元 Human motion reset unit	85	115	80	70	/	Fig.8

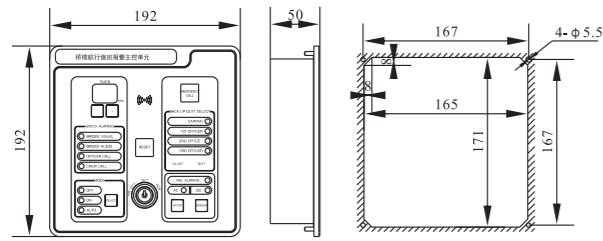


Fig.1

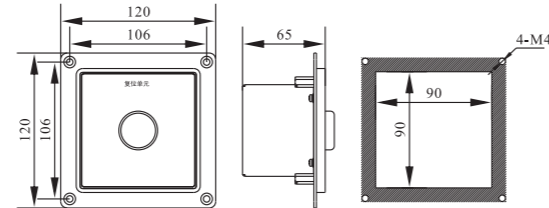


Fig.2.1

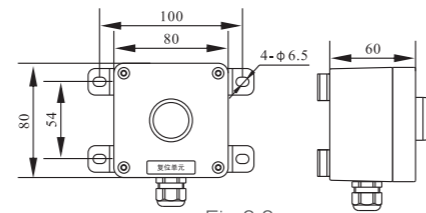


Fig.2.2

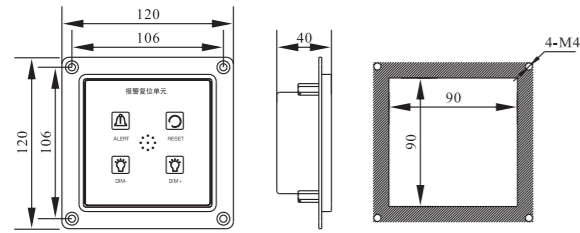


Fig.3

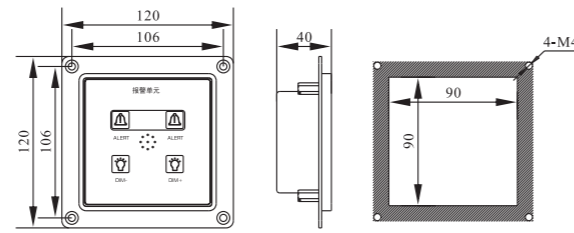


Fig.4

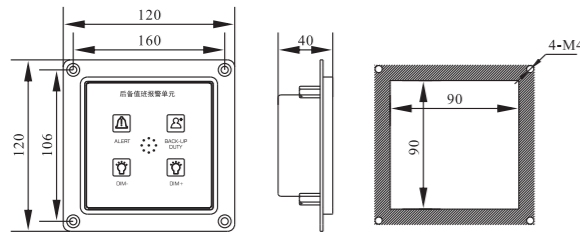


Fig.5

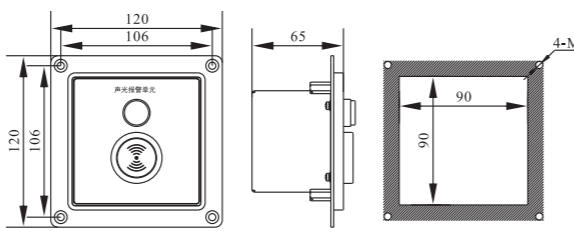


Fig.6

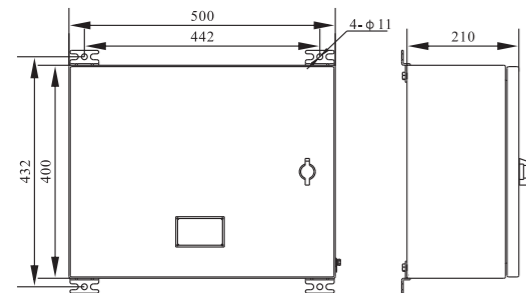


Fig.7

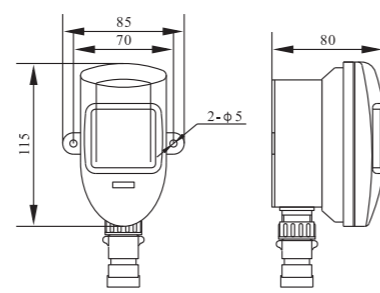


Fig.8

型号命名 Model naming

主控单元 Main control unit	ZBS-C	/□
安装方式 Q:嵌入式, B:壁挂式 Installation mode: Q: flush-type; B: wall-mounted		

报警复位单元 Alarm reset unit	ZBS-1R	/□
安装方式 Q:嵌入式, B:壁挂式 Installation mode: Q: flush-type; B: wall-mounted		

后备值班报警单元(2级报警) Backup watch alarm unit (level 2 alarm)	ZBS-2	/□
安装方式 Q:嵌入式, B:壁挂式 Installation mode: Q: flush-type; B: wall-mounted		

人体运动复位单元 Human motion reset unit	ZBS-RS	
-------------------------------------	--------	--

复位单元 Reset unit	ZBS-R	/□
安装方式 Q:嵌入式, B1:壁挂式IP23, B2:壁挂式IP56 Installation mode: Q: flush-type; B1: wall-mounted IP23; B2: wall-mounted IP56		

报警单元 Alarm unit	ZBS-1	/□
安装方式 Q:嵌入式, B:壁挂式 Installation mode: Q: flush-type; B: wall-mounted		

声光报警单元(3级报警) Sound and light alarm unit (level 3 alarm)	ZBS-3	/□
安装方式 Q:嵌入式, B:壁挂式 Installation mode: Q: flush-type; B: wall-mounted		

接口控制箱 Interface control box	ZBS-CB	
--------------------------------	--------	--

选型说明 Selection description

例: ZBS-1R/Q
表示: 嵌入式报警复位单元
For example: ZBS-1R/Q
It means: flush-type alarm reset unit